

### ELEVATION CODES

SLOPE IN DIRECTION OF ARROW

- TU = TOP UP
- TD = TOP DOWN
- TF = TOP FLAT
- CU = CENTER UP
- C = CENTERLINE
- BU = BOT UP
- BD = BOT DOWN
- BF = BOT FLAT
- CD = CENTER DOWN



© Copyright 1997

# SHOP DATA SYSTEMS, INC.

712 EAST WALNUT ST.

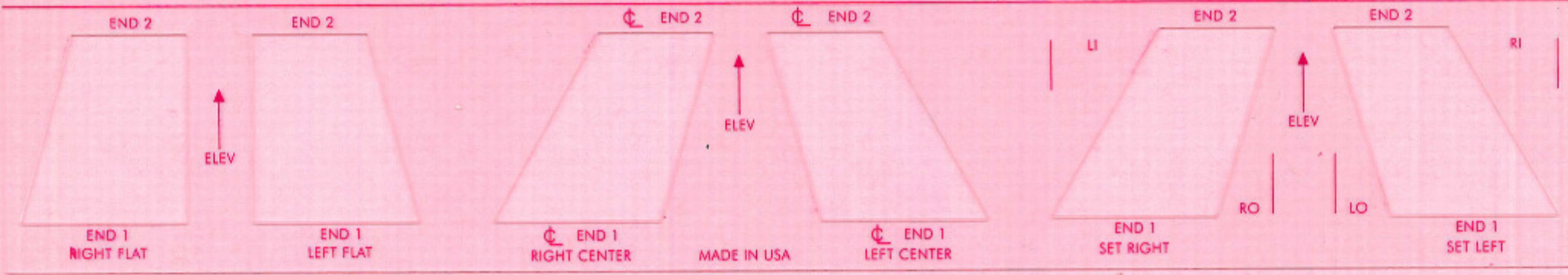
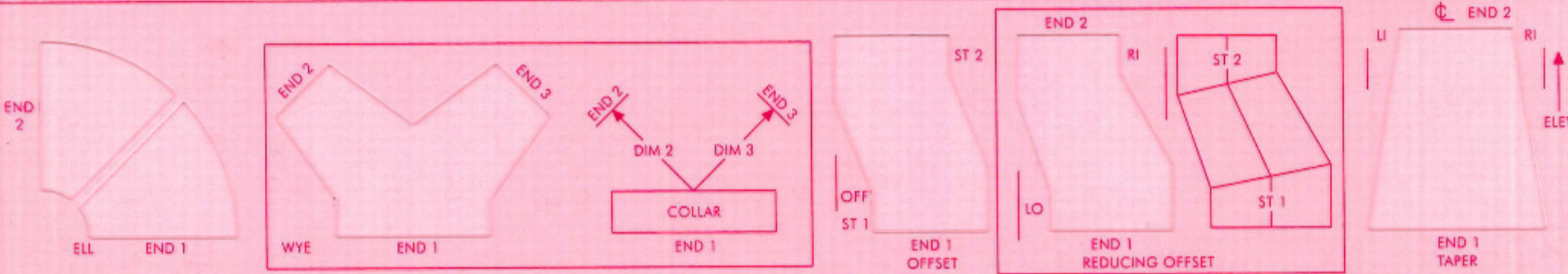
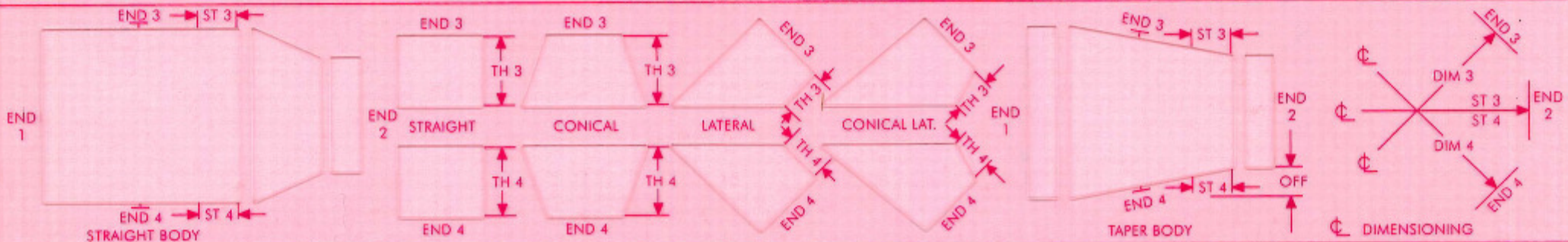
GARLAND, TEXAS 75040 • 972 / 494-2719

[www.shopdata.com](http://www.shopdata.com)

## STANDARD ROUNDS / FLAT OVALS

### PLAN CODES

- LF = LEFT FLAT
- LI = LEFT IN
- LO = LEFT OUT
- LC = LEFT CENTER
- RC = RIGHT CENTER
- RF = RIGHT FLAT
- RI = RIGHT IN
- RO = RIGHT OUT



MADE IN USA